

PANORAMIC 2832 - XG



The supremacy of ideas.

# PANORAMIK

P 32.6  
P 28.8



# CHARACTERISTICS AND PERFORMANCE

**P 32.6 L PLUS**  
**P 32.6 L**  
**P 28.8 L PLUS**  
**P 28.8 L**

**P 32.6 TOP**  
**P 32.6 PLUS**  
**P 28.8 TOP**  
**P 28.8 PLUS**



	LOWER CAB - 2.00 metres		STANDARD CAB - 2.15 metres	
Gear pump - Speed 25kph	P 32.6 L	P 28.8 L	-	-
Gear pump - Speed 40kph	P 32.6 L PLUS	P 28.8 L PLUS	P 32.6 PLUS	P 28.8 PLUS
Load-Sensing pump - Speed 40kph	-	-	P 32.6 TOP	P 28.8 TOP

## **Cab**

- Complies with ISO 3449 (FOPS) and ISO 3471 (ROPS) standards.
- '4 x 1' electro-mechanical joystick with roller-operated proportional control of extension and auxiliary services.
- Adjustable steering wheel.
- Roof and front window mounted sun blinds.

## **Boom**

- Telescopic, with sections sliding on adjustable low-friction pads.
- Hydraulic extension mechanism, hydraulic pipes and electrics are totally enclosed within the boom assembly to ensure maximum protection and reliability.

## **Quick-attach carriage**

- The Tac-Lock quick attachment fitting system is hydraulically controlled from the cab.
- Standard double-acting hydraulic service, with quick couplings, for the operation of hydraulically powered attachments.

## **Forks**

- Floating type: length 1200mm, section 130 x 50mm.
- Fork spacing is manually adjustable between 450 and 1050mm.

## **Steering**

- Four drive/steer wheels, with automatic wheel synchronisation in the event of any misalignment and selection of three steering modes from the cab.

## **Engine**

- Direct injection, water cooled 4 cylinder Deutz Euro 2 turbocharged diesel engine producing 74.9kW (102HP) at 2400rpm (97/68/CE).

## **Transmission**

- Hydrostatic with electronically controlled variable displacement pump.
- Continuous and automatic speed variation, from zero to maximum speed, solely with the accelerator pedal.
- Two-speed mechanical range gearbox.
- Inching-Control pedal to proportionately reduce travel speed whilst maintaining high engine speed for hydraulic operation e.g. during loading operations.
- Finger-Touch system makes it possible to change between forward and reverse direction with the driver keeping both hands firmly on the steering wheel.
- Permanent four-wheel drive.

- Portal axles ensuring excellent ground clearance.

## **Braking system**

- Disk service brakes on all 4 wheels, hydraulically operated and acting on the differential output shafts.
- Disk parking brake with automatic locking feature and hydraulic release control, acting on the main transmission shaft.

## **Hydraulic system**

### Gear pump equipped systems (L, L PLUS and PLUS models)

- Maximum operating capacity: 100lpm.
- Working pressure: 210bar.

### Load-Sensing pump equipped system (TOP models)

- Maximum operating capacity: 108lpm.
- Working pressure: 210bar.

## **Electrics**

- 12V system with 100Ah battery and 90A alternator.
- Full road lighting and rotating beacon.
- Four working lights on the cab (two front lights and two rear).
- Manual battery isolator switch (optional automatic switch).

## **Service capacities**

- Hydraulic oil: 85 litres
- Diesel fuel: 100 litres
- Hydrostatic oil: 12 litres
- Engine oil: 8.5 litres
- Coolant: 12 litres

## **Tyres**

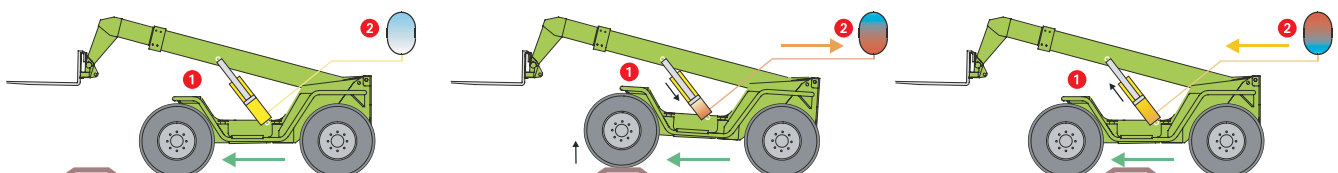
- 405/70-20 (optional 405/70 LR24).

## **Available options**

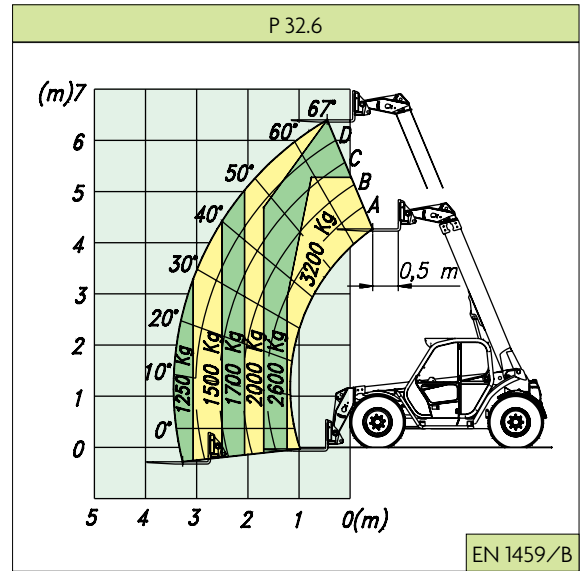
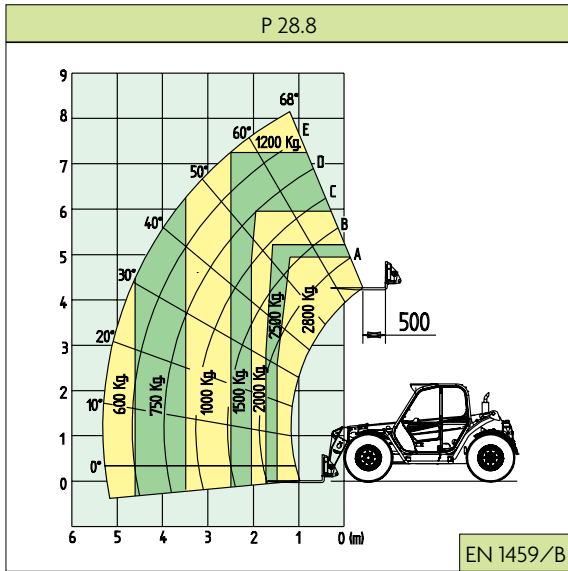
- Front and/or rear axle differential lock.
- Automatic battery isolator.
- Manual control air conditioning.
- Windscreen wiper on the roof window.
- Pneumatic seat.
- BSS hydraulic boom suspension system.
- Towing homologation (depending upon national road regulations).

## BSS hydraulic boom suspension system

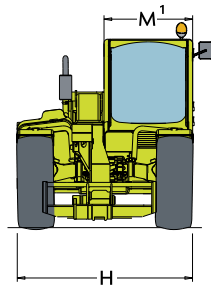
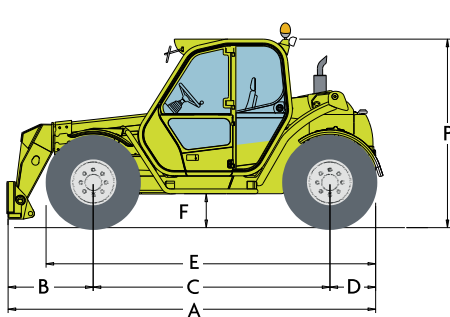
The BSS suspension system includes hydro-pneumatic accumulators fitted to the lift service hydraulic cylinder of the telescopic boom; providing an effective dampening action against any strain transmitted to the payload during travelling. It enhances operator's comfort and allows a higher travel speed.



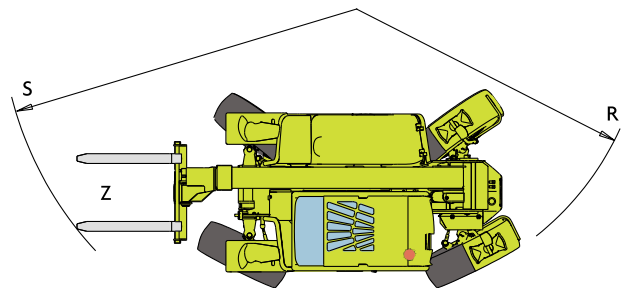
1 Lift service hydraulic cylinder 2 Gas accumulator



PANORAMIC	P 32.6 L	P 32.6 L PLUS P 32.6 PLUS P 32.6 TOP	P 28.8 L	P 28.8 L PLUS P 28.8 PLUS P 28.8 TOP	PANORAMIC	P 32.6 TOP P 32.6 L PLUS P 32.6 PLUS P 32.6 L	P 28.8 TOP P 28.8 L PLUS P 28.8 PLUS P 28.8 L	
<b>Weight</b>					<b>Dimensions</b>			
Total empty weight (with forks)	kg	5960	5960	6040	A	mm	4220	4250
<b>Performance</b>					B	mm	970	1000
Rated maximum load	kg	3200	3200	2800	C	mm	2720	2720
Maximum lift height	m	6400	6400	8200	D	mm	530	530
Maximum forward reach	m	3400	3400	5300	E	mm	3780	3780
Lift height at full capacity	m	4.8	4.8	5	F	mm	385	385
Reach at full capacity	m	1.3	1.3	1.5	H	mm	2000	2000
Capacity at full lift height	kg	2600	2600	1200	M	mm	995 <sup>(1)</sup>	995 <sup>(1)</sup>
Capacity at full forward reach	kg	1250	1250	600	P	mm	2150/2000 <sup>(2)</sup>	2150/2000 <sup>(2)</sup>
Low emission (Euro 2) turbo engine	turbo	turbo	turbo	turbo	R	mm	3700	3700
Power at 2400rpm (97/68/CE)	kW/HP	74.9/102	74.9/102	74.9/102	S	mm	4550	4550
<b>Speed ratios</b>					Z	mm	850	850
1 <sup>st</sup> gear	kph	7	15	7	<sup>(1)</sup> Internal useful width			
2 <sup>nd</sup> gear (self-limiting maximum speed)	kph	25	40	25	<sup>(2)</sup> L and L PLUS models cab height			



<sup>(1)</sup> Internal width



The engine is mounted to the right side of the chassis, ensuring safe, easy access and maintenance from ground level.

The joystick provides proportional control of all functions for easy and precise use.

All models feature the legendary 360° visibility around the machine, particularly of both front and rear working areas.





### **Help is always nearby**

Day after day, choosing a Merlo product brings the advantages of the most advanced technology and the practicality of safe and comfortable equipment, of which the very best can be expected.

Merlo Service ensures a close and continuing bond with the customer, provided by a worldwide network of more than 500 Service Centres guaranteeing experienced and trained technical assistance close at hand.

### **Building professionalism**

Evidently, carelessness and a lack of respect for the basic principles of safety are often the causes of accidents with lifting equipment, often through the lack of an adequate training scheme. The close link between training and safety is a part of everyone's experience and must be continually updated as part of our professional development, a role for which the new Merlo Research and Training Centre is admirably suited.



**MERLO S.P.A.**  
Via Nazionale 9  
12020 S. Defendente di Cervasca - Cuneo - Italia  
Tel. +39 0171 614111 - Fax +39 0171 614100  
[www.merlo.com](http://www.merlo.com) [info@merlo.com](mailto:info@merlo.com)

COMPANY  
WITH QUALITY MANAGEMENT  
SYSTEM CERTIFIED BY DNV  
**ISO 9001:2000**